

Qatar



Diversification Profile: Qatar



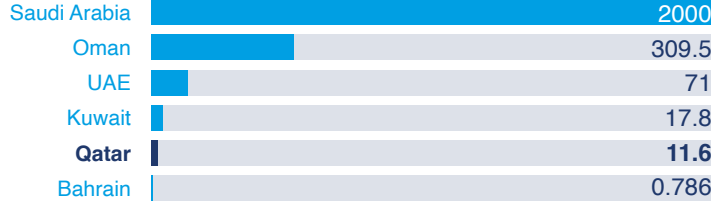
General Economic Brief

Size Sqm

11.6

(Thousand km²) 2023

0.5% of GCC Total



Size Sqm
GCC: Total

2.4

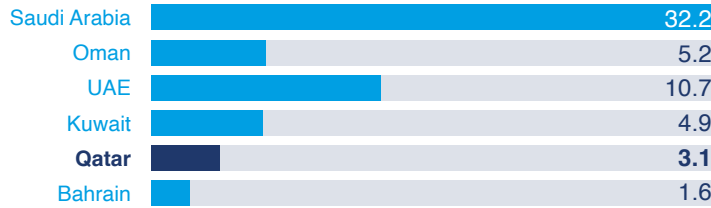
(Million km²) 2023

Population

3.1

(Million) 2023

5.38% of GCC Total



Population
GCC: Total

57.6

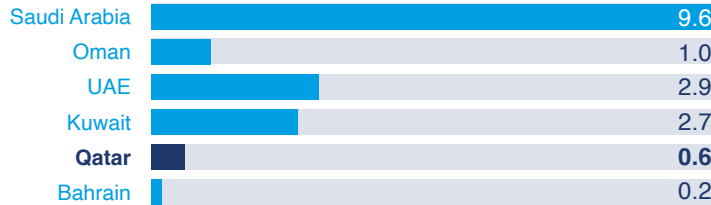
(Million) 2023

Oil Production

0.60

(Thousand Barrel/Day) 2023

3.5% of GCC Total



Oil Production
GCC: Total

17.0

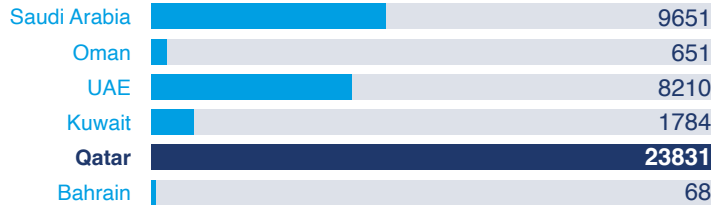
(Million Barrel/Day) 2023

Natural Gas

23831

(Billion Cubic Meter) 2023

54% of GCC Total



Natural Gas
GCC: Total

44195

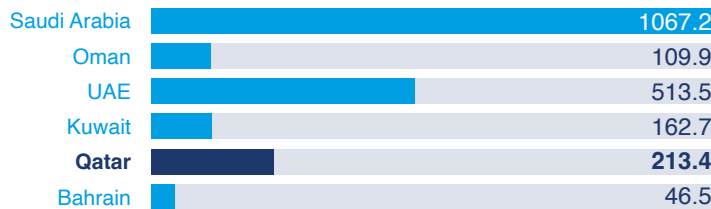
(Billion Cubic Meter) 2023

GDP

213.4

(USD/ Billion) 2023

10% of GCC Total



GDP
GCC: Total

2113.3

(USD/ Billion) 2023

Exchange Rate

0.2747

(USD/ QAR) 2023

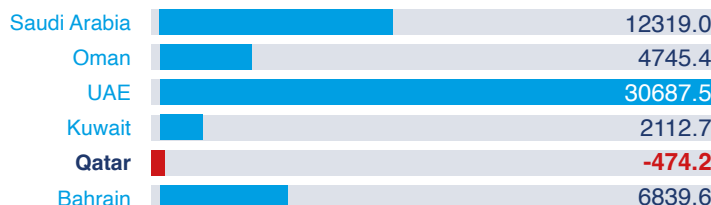


FDI Inflows

-414.2

(USD/ Million) 2023

-0.84% of GCC Total

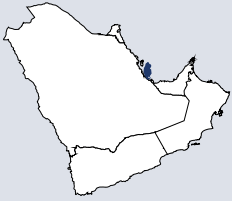


FDI Inflows
GCC: Total

56230.2

(USD/ Million) 2023

Qatar



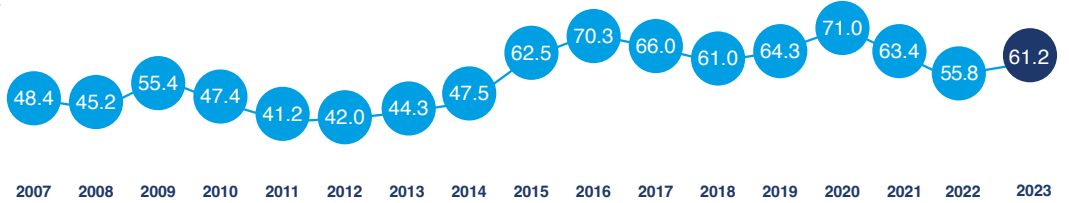
Diversification Profile: Qatar



State of Economic Diversification

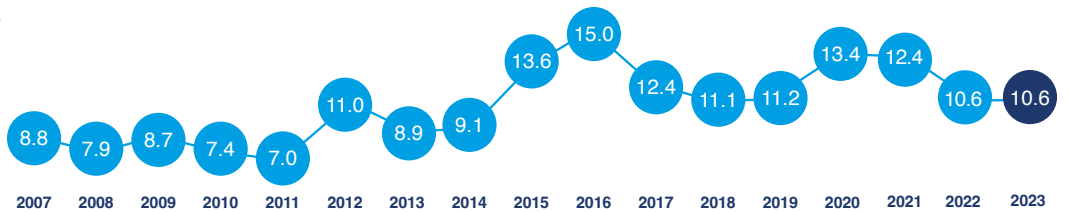
Share of Non-Oil GDP in Total GDP

61.2%



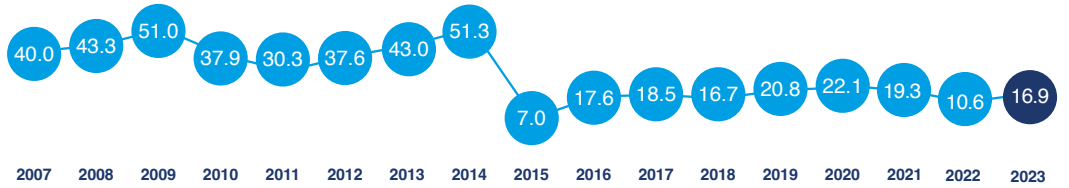
Share of Non-Oil Exports in Total Domestic Exports

10.6%



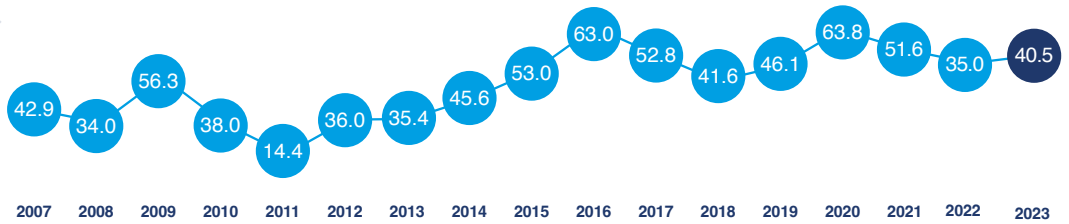
Share of Non-Oil Revenue in Total Revenue

16.9%



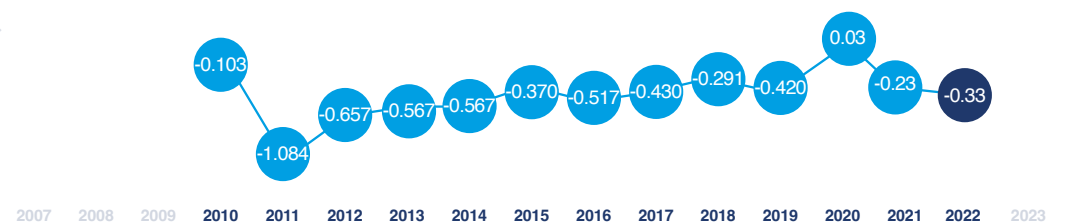
Composite Index of Economic Diversification

40.5



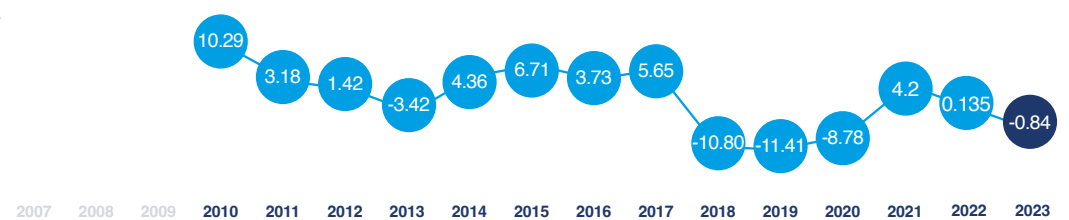
Economic Complexity Index

-0.33



Share of FDI Inflows in Total FDI Inflows in GCC

-0.84%



Qatar

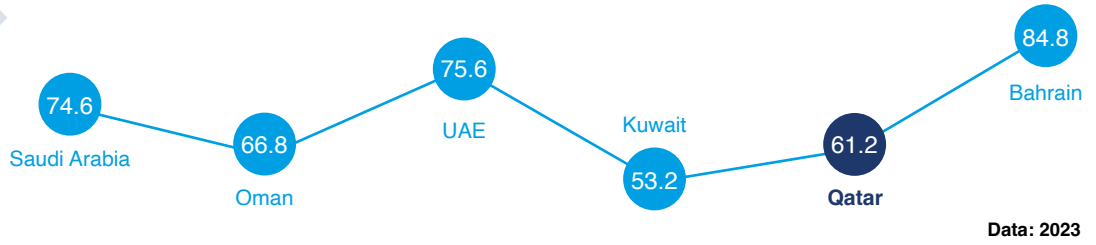


Diversification Profile: Qatar

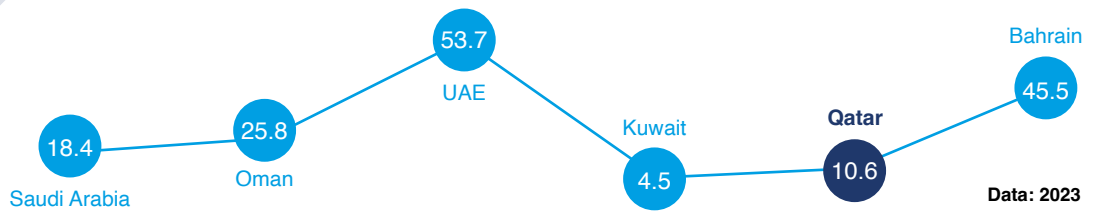


State of Economic Diversification

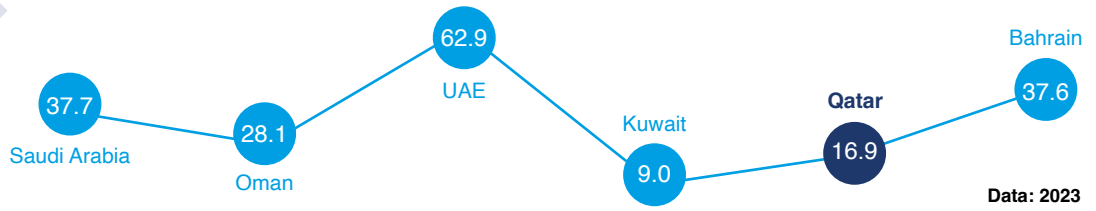
Share of Non-Oil GDP in Total GDP
61.2%



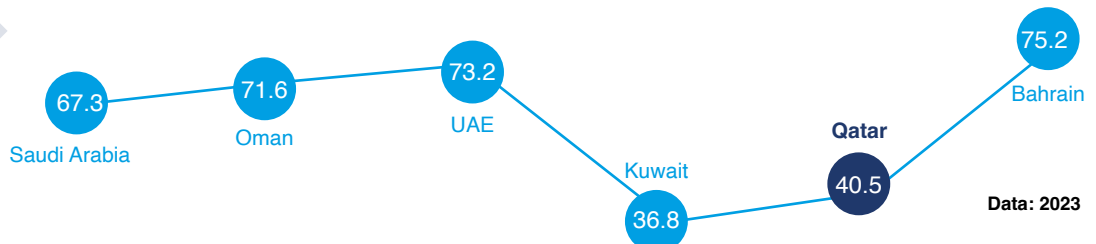
Share of Non-Oil Exports in Total Domestic Exports
10.6%



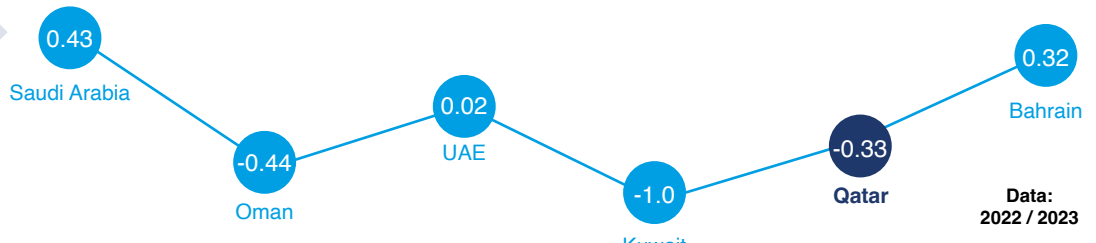
Share of Non-Oil Revenue in Total Revenue
16.9%



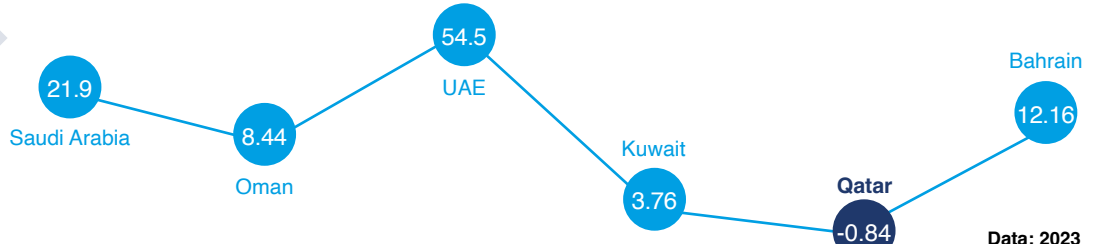
Composite Index of Economic Diversification
40.5



Economic Complexity Index
-0.33



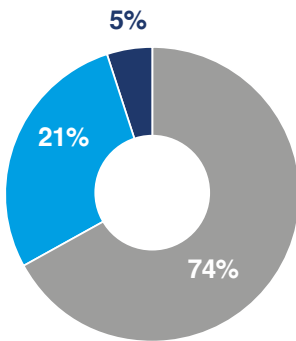
Share of FDI Inflows in Total FDI Inflows in GCC
-0.84%



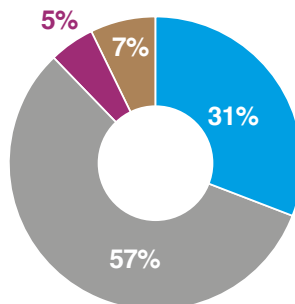
Sources : GCC Stat, UNCTAD Stat, Atlas of Economic Complexity

Export Structure 2023

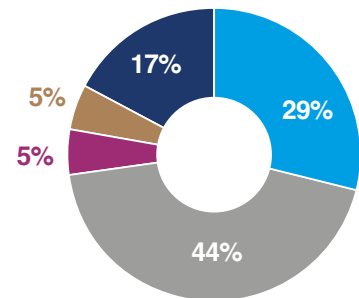
- Manufactured Goods
- Fuel
- All Food Items
- Ores and Metals
- Other



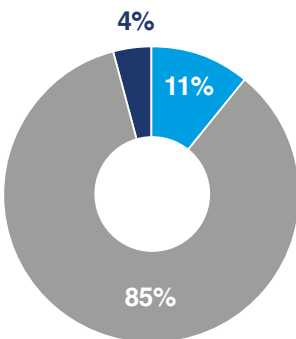
Saudi Arabia



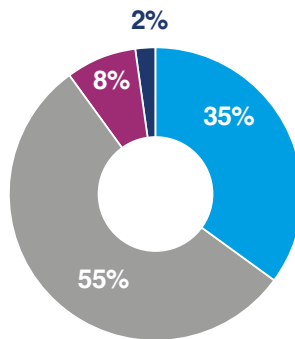
Oman



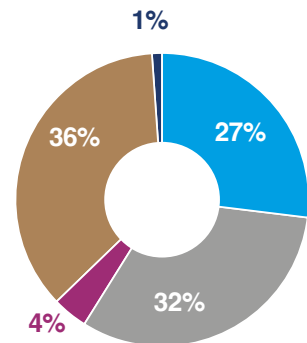
UAE



Qatar



Kuwait



Bahrain

