

## Saudi Arabia



# Diversification Profile: Saudi Arabia



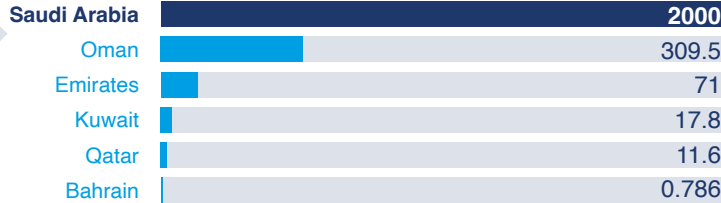
### General Economic Brief

#### Size Sqm

**2000**

(Thousand km<sup>2</sup>)

83% of GCC Total



#### Size Sqm

GCC: Total

**2.4**

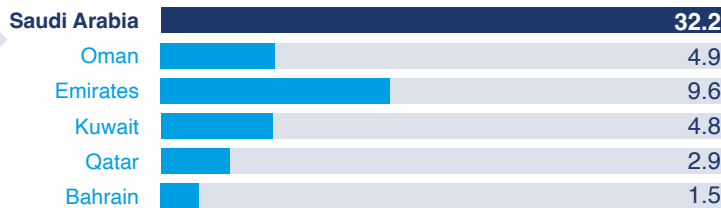
Million km<sup>2</sup>

#### Population

**32.2**

(Million) 2022

57.6% of GCC Total



#### Population

GCC: Total

**55.9**

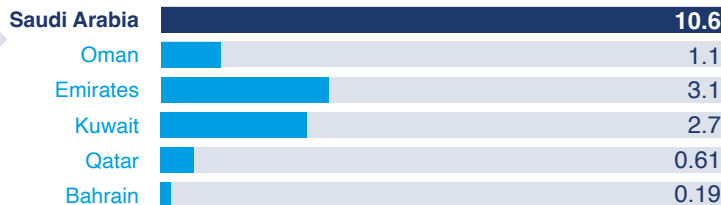
(Million)

#### Oil Production

**10.6**

(Million Barrel/Day) 2021

17% of GCC Total



#### Oil Production

GCC: Total

**18.2**

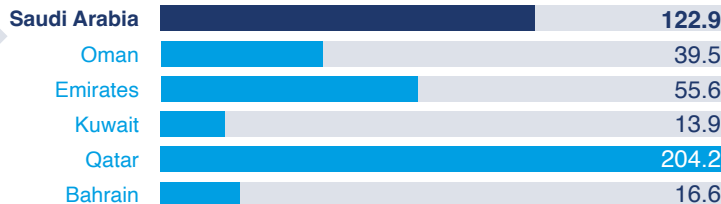
(Million Barrel/Day)

#### Natural Gas

**122.9**

(Billion Cubic Meter) 2021

26.8% of GCC Total



#### Natural Gas

GCC: Total

**457.7**

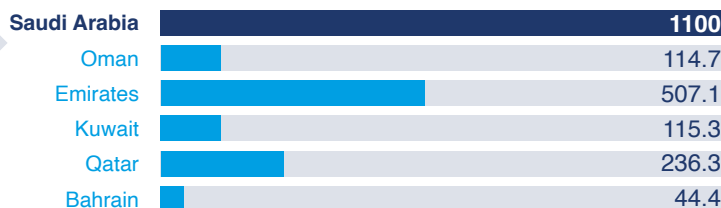
(Billion Cubic Meter)

#### GDP

**1100**

(USD/ Billion) 2021

51.9% of GCC Total



#### GDP

GCC: Total


**2117.8**

(USD/ Billion) 2019

#### Exchange rate

**0.2667**

(USD/ OMR)




#### FDI Inflows

**261**

(USD/ Million)

40.2% of GCC Total



#### FDI Inflows

GCC: Total

**649.1**

(USD/ Million)

Saudi Arabia



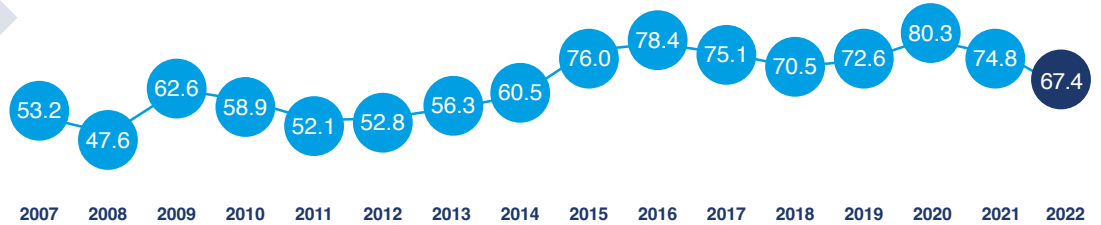
# Diversification Profile: Saudi Arabia



## State of Economic Diversification

Share of non-oil GDP in total GDP

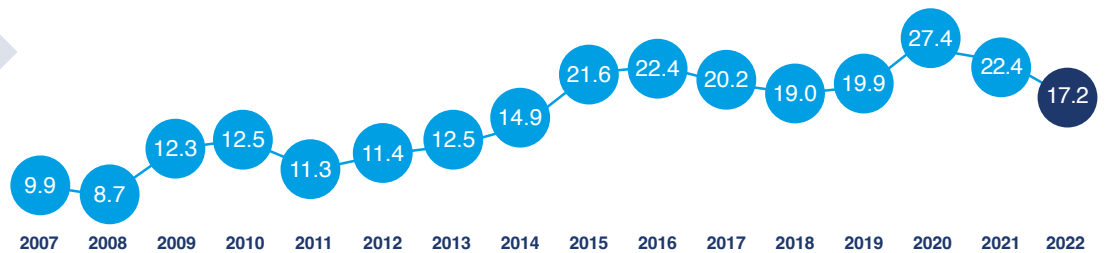
**67.4%**



Share of non-oil exports in total domestic exports

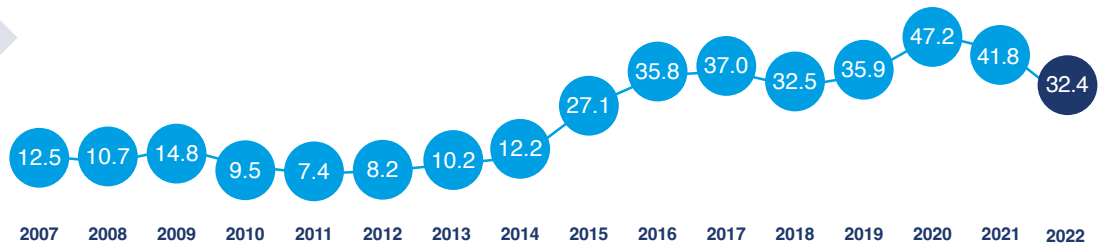
2022

**17.2%**



Share of non-oil revenue in total revenue

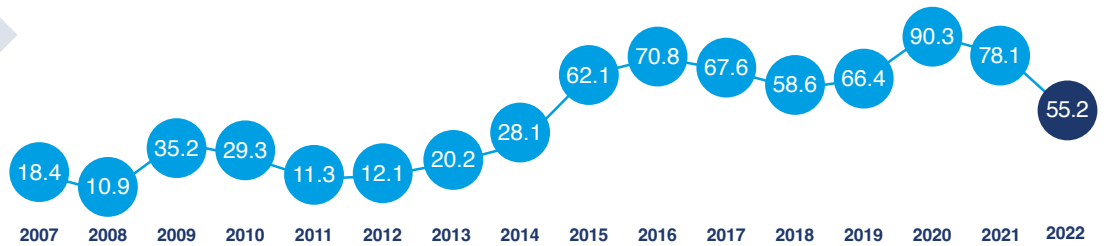
**32.4%**



Composite index of economic diversification

2022

**55.2**

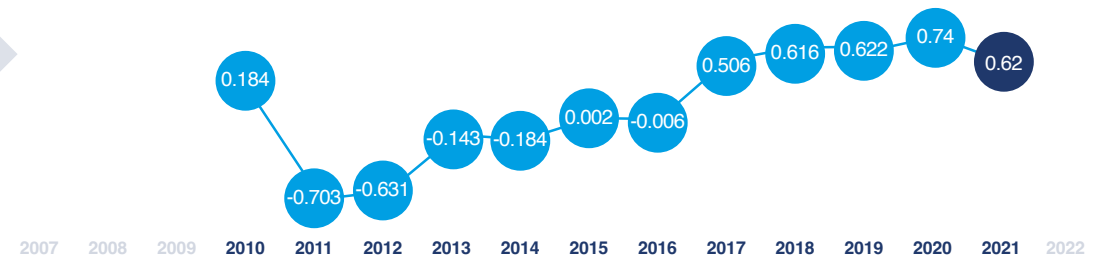


Economic complexity index

2021

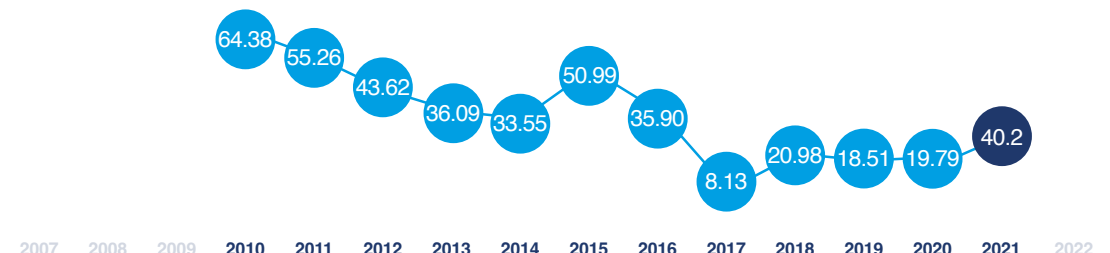
**0.622**

Rank 38 (2016-2021)



Share of FDI inflows in total FDI inflows in GCC

**40.2%**



Saudi Arabia



# Diversification Profile: Saudi Arabia

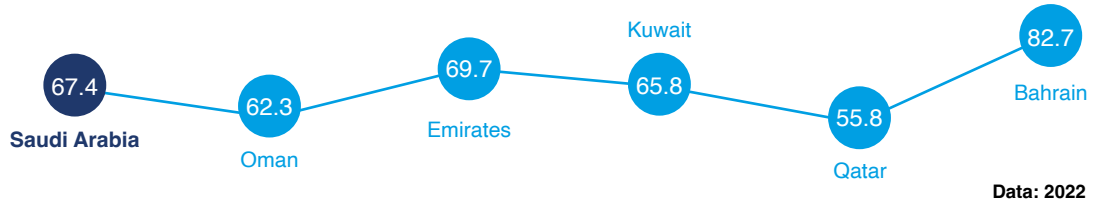


## State of Economic Diversification

Share of non-oil GDP in total GDP

2022

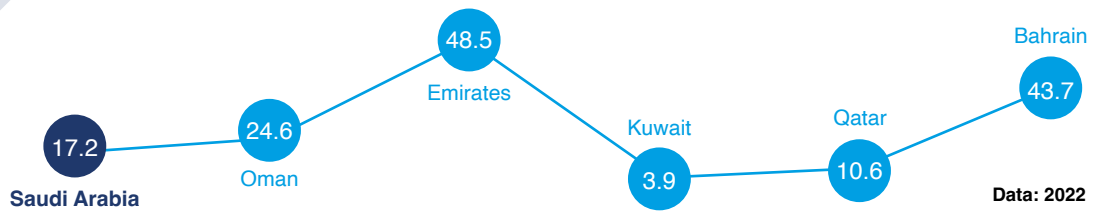
**67.4%**



Share of non-oil exports in total domestic exports

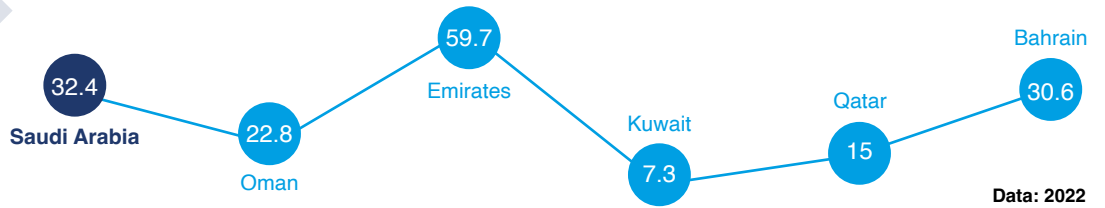
2022

**17.2%**



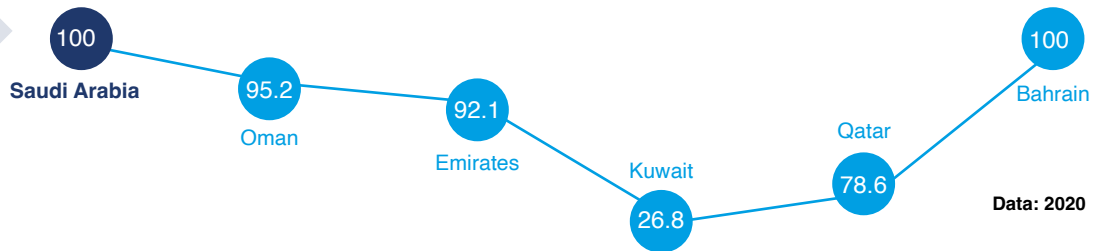
Share of non-oil revenue in total revenue

**32.4%**



Composite index of economic diversification

**95.2%**

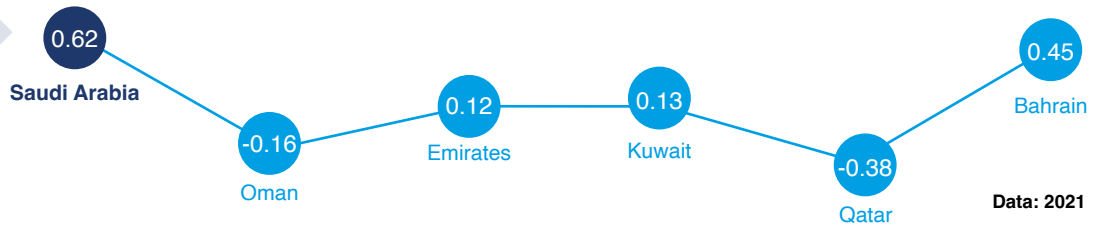


Economic complexity index

2021

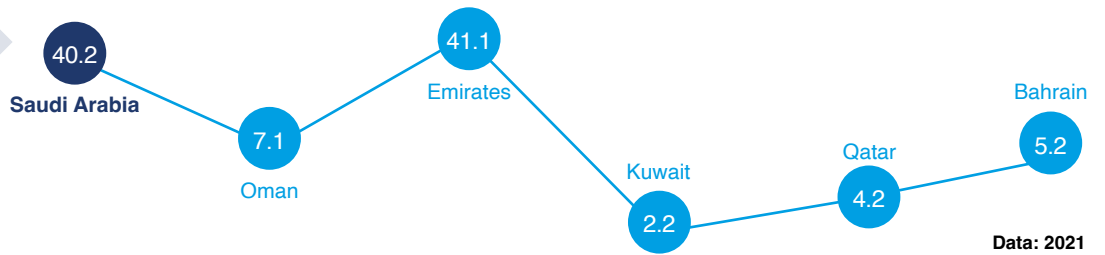
**0.622**

Rank 38 (2016-2021)



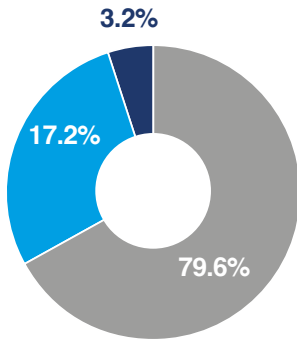
Share of FDI inflows in total FDI inflows in GCC

**40.2%**

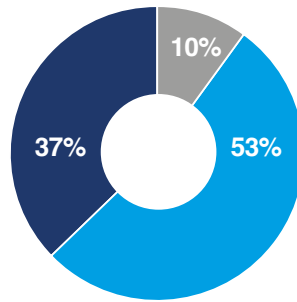


## Export Structure

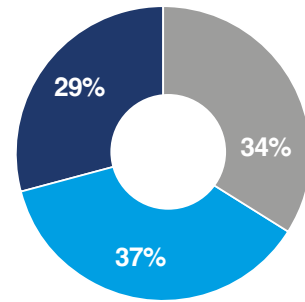
- Manufacture
- Fuel
- Other



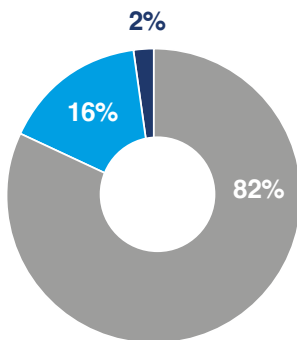
Saudi Arabia



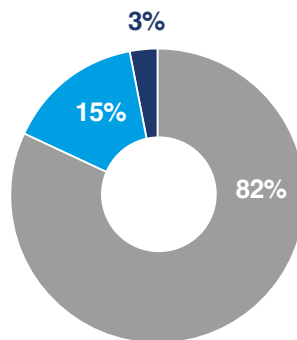
Oman



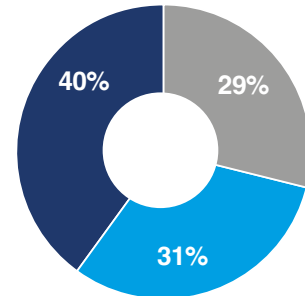
Emirates



Kuwait



Qatar



Bahrain

