

## Kuwait



# Diversification Profile: Kuwait



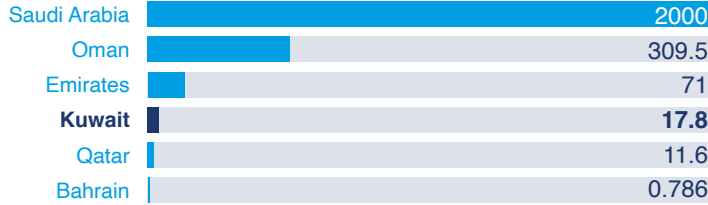
### General Economic Brief

#### Size Sqm

**17.8**

(Thousand km<sup>2</sup>)

0.7% of GCC Total



#### Size Sqm

GCC: Total

**2.4**

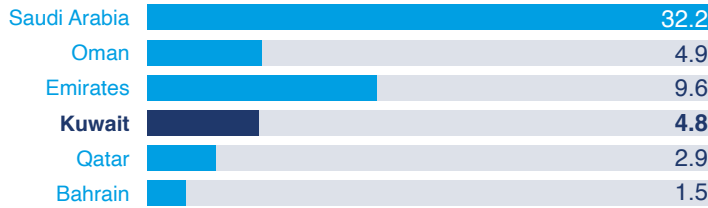
Million km<sup>2</sup>

#### Population

**4.8**

(Million) 2021

8.6% of GCC Total



#### Population

GCC: Total

**55.9**

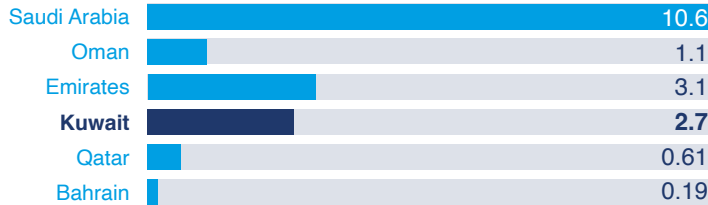
(Million)

#### Oil Production

**2.7**

(Million Barrel/Day)

14.8% of GCC Total



#### Oil Production

GCC: Total

**18.2**

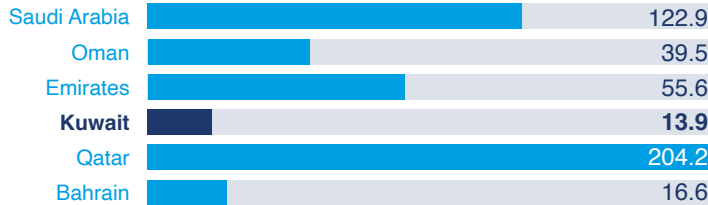
(Million Barrel/Day)

#### Natural Gas

**13.9**

(Billion Cubic Meter) 2022

3% of GCC Total



#### Natural Gas

GCC: Total

**457.7**

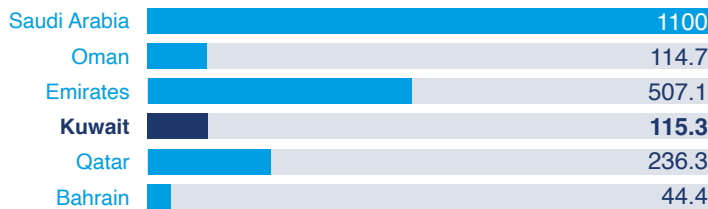
(Billion Cubic Meter)

#### GDP

**115.3**

(USD/ Billion) 2022

5.4% of GCC Total



#### GDP

GCC: Total

**2117.8**

(USD/ Billion) 2022

#### Exchange rate

**3.2655**

(USD/ OMR)



#### FDI Inflows

**14.3**

(USD/ Million)

2.2% of GCC Total



#### FDI Inflows

GCC: Total

**649.1**

(USD/ Million)

Kuwait



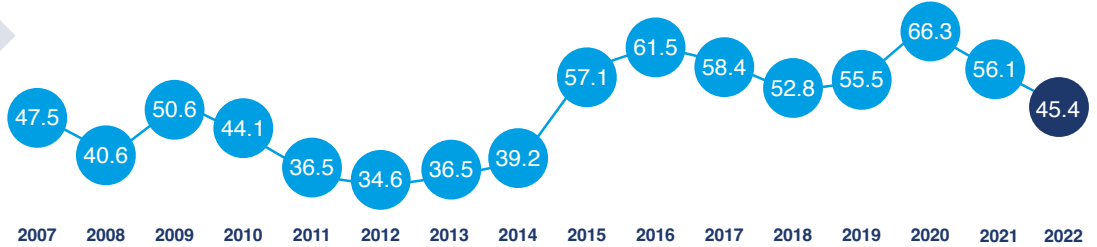
# Diversification Profile: Kuwait



## State of Economic Diversification

Share of non-oil GDP in total GDP

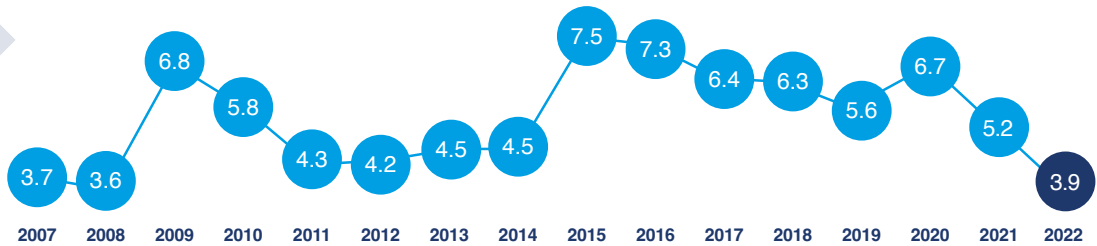
**65.8%**



Share of non-oil exports in total domestic exports

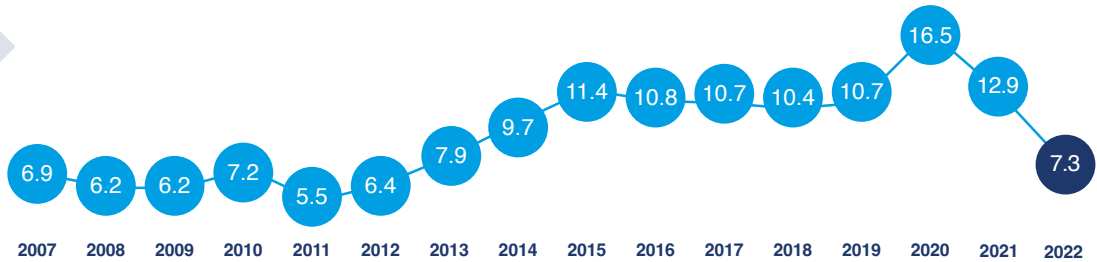
2022

**3.9%**



Share of non-oil revenue in total revenue

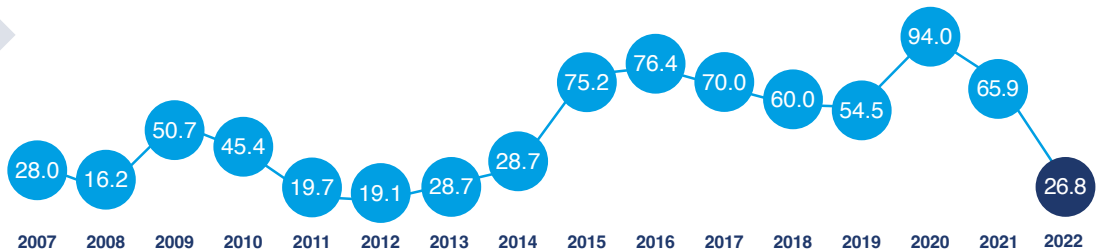
**7.3%**



Composite index of economic diversification

2022

**26.8**

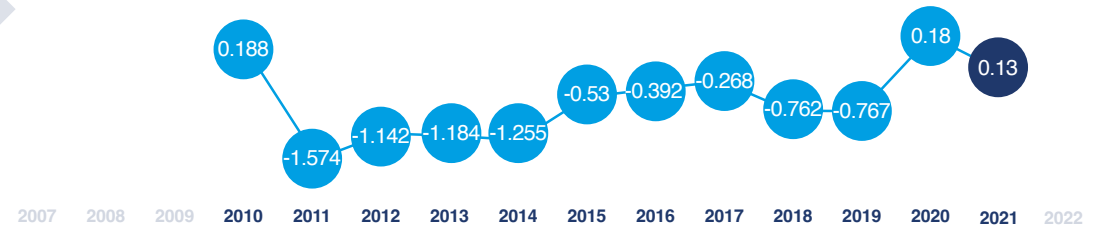


Economic complexity index

2021

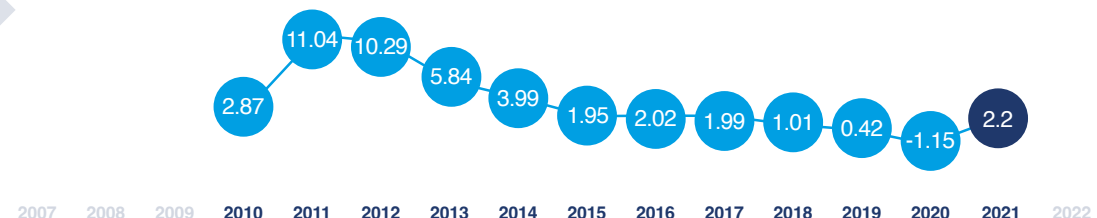
**0.13**

Rank 55 (2016-2021)



Share of FDI inflows in total FDI inflows in GCC

**2.2%**



Kuwait



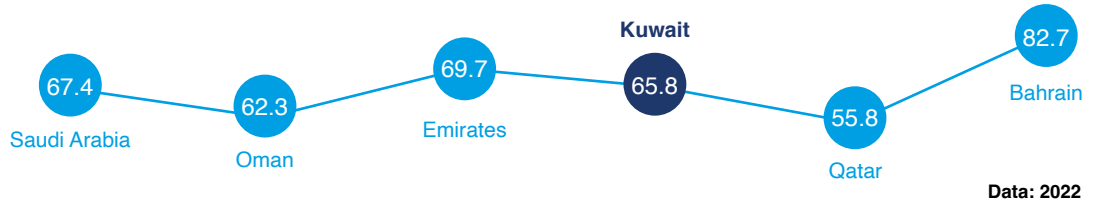
# Diversification Profile: Kuwait



## State of Economic Diversification

Share of non-oil GDP in total GDP

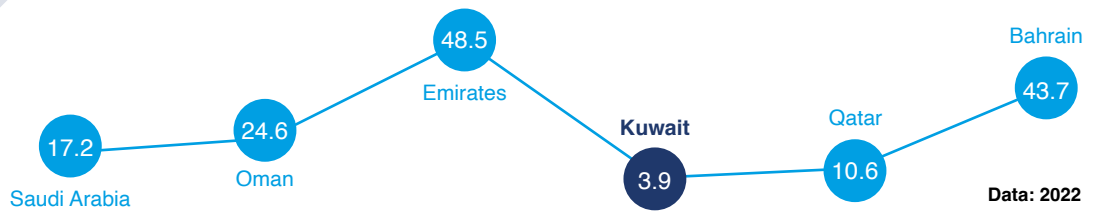
**65.8%**



Share of non-oil exports in total domestic exports

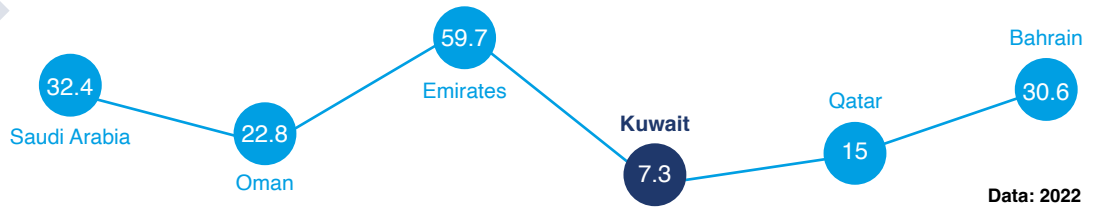
2022

**3.9%**



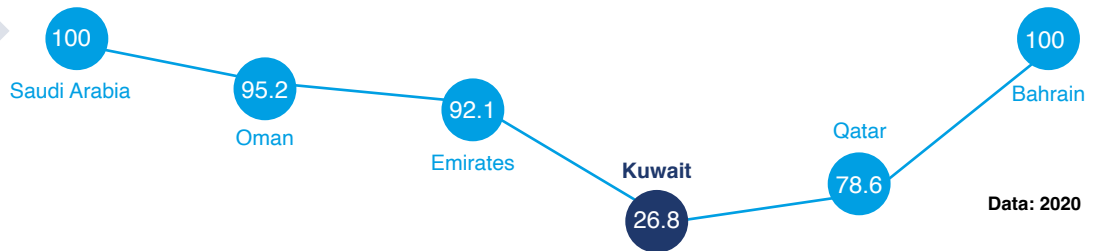
Share of non-oil revenue in total revenue

**7.3%**



Composite index of economic diversification

**26.8%**



Economic complexity index

2021

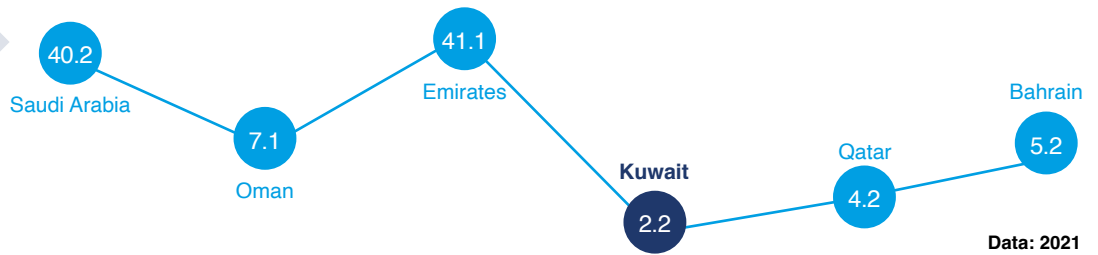
**0.13%**

Rank 55 (2016-2021)



Share of FDI inflows in total FDI inflows in GCC

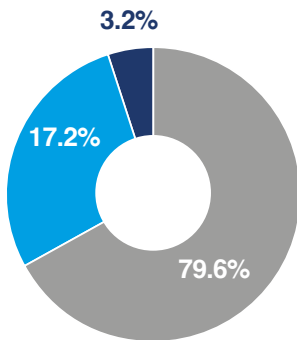
**2.2%**



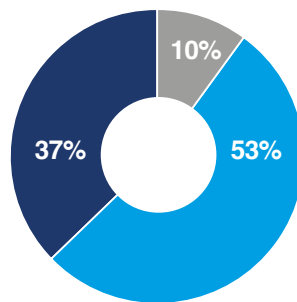
Sources : GCC Stat, UNCTAD Stat, Atlas of Economic Complexity

## Export Structure

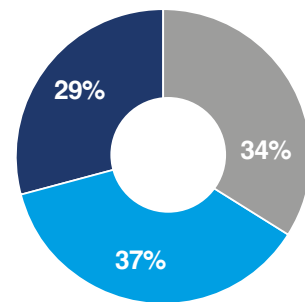
- Manufacture
- Fuel
- Other



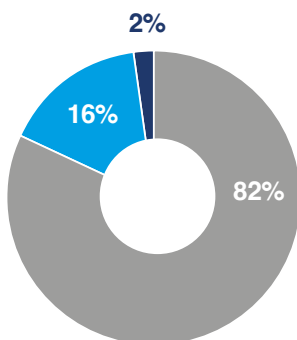
Saudi Arabia



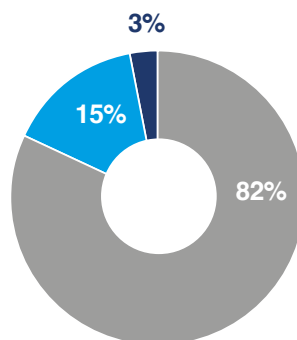
Oman



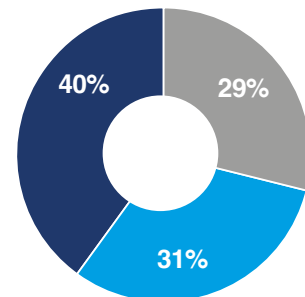
Emirates



Kuwait



Qatar



Bahrain

